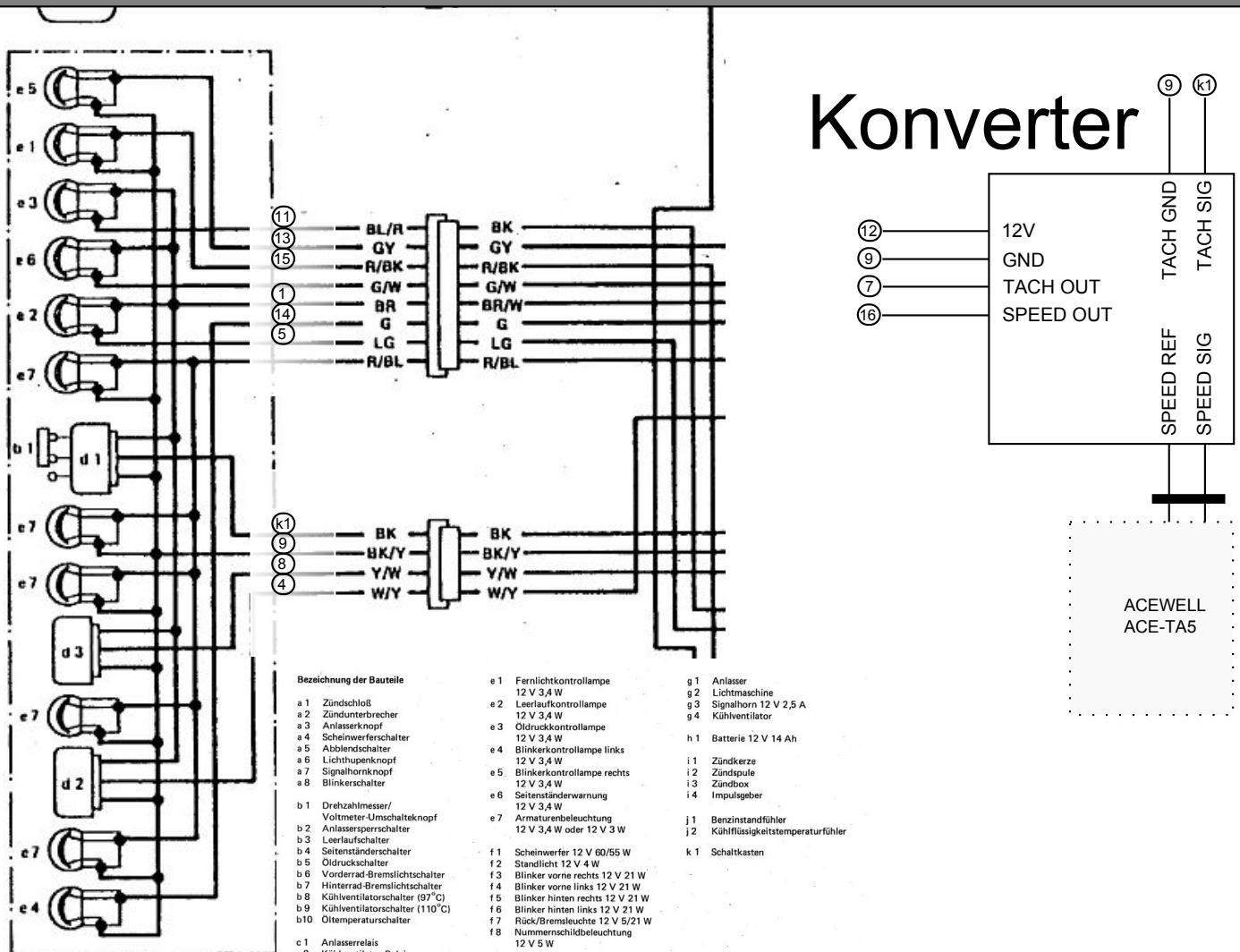



Verdrahtungsplan Tachometer-Adapter



GPZ900R

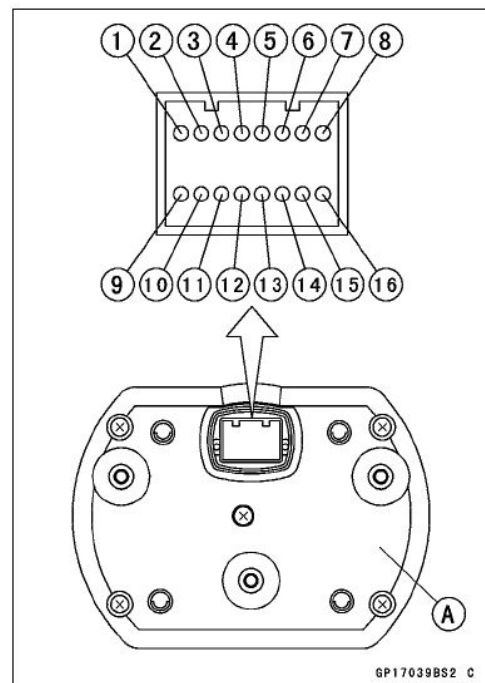


Meter, Gauge, Indicator Unit

Electronic Combination Meter Unit Inspection

- Remove the meter unit [A].

- | | |
|---|--|
| [1] Ignition | [10] Battery (+) |
| [2] Fuel Reserve Switch | [11] Oil Pressure Warning
Indicator Light (LED) |
| [3] Unused | Ground (-) |
| [4] Fuel Level Sensor | [12] Speed Sensor Supply
Voltage |
| [5] Neutral Indicator Light
(LED) Ground (-) | [13] Right Turn Signal Light
(LED) (+) |
| [6] FI Indicator Light
(LED) Ground (-) | [14] Left Turn Signal Indicator
Light (LED) (+) |
| [7] Tachometer Pulse | [15] High Beam Indicator Light
(LED) |
| [8] Water Temperature
Sensor | [16] Speed Sensor Pulse |
| [9] Ground (-) | |



Z750